



TRAILS THROUGH YELLOWSTONE

The Trails through Yellowstone Lodging & Learning package is designed for those who want to enjoy a more active adventure in Yellowstone National Park. On this program, participants will spend time exploring Yellowstone's wild backcountry, hiking along some of the most scenic trails the park has to offer while being led by an expert Yellowstone Forever field educator. Daily outings begin early to beat the crowds and increase odds of seeing wildlife that are most active at dawn. After exploring the park, the group will return to their lodging early every evening, so they can relax on their own.

Specific hikes are intentionally not listed in advance for this package; this allows education staff the flexibility to use their extensive knowledge to cater the hikes to the group's interests, the weather, and seasonal trail conditions.

Most sightings of wildlife occur at a distance; the field educator will provide high-powered spotting scopes and binoculars for group use.

WHAT'S INCLUDED?

- 4 nights lodging
 - 4 nights lodging at Canyon Lodge – Deluxe Rooms
- Most meals, to include:
 - 3 breakfasts (2 breakfasts to go and 1 dine-in breakfast at the Canyon Eatery)
 - 3 lunches (to-go)
- In-park transportation via a 14-passenger minibus •
- Exceptional educational programming with a Yellowstone Forever field educator
- A Nalgene water bottle (gift item)
- Field equipment (as needed)

Gratuities for the Yellowstone Forever Field Educators are not included in the program costs but are recommended and greatly appreciated.



PHOTO JACOB FRANK

WHY CHOOSE A LODGING & LEARNING PROGRAM?

These award-winning Lodging & Learning packages are developed through a partnership with Yellowstone National Park Lodges and Yellowstone Forever. These packages combine the best lodging locations with an exceptional immersive field education experience.



PHOTO JACOB FRANK



PHOTO NEAL HERBERT

HERE'S WHY THIS PACKAGE STANDS OUT:

- **Yellowstone Forever is Yellowstone National Park's official nonprofit education and fundraising partner.**

Yellowstone Forever's mission is to protect, preserve, and enhance Yellowstone National Park through education and philanthropy. *To learn more about Yellowstone Forever, visit our website, [Yellowstone.org](https://www.yellowstone.org).*

- **Support Yellowstone National Park.** Proceeds collected by Yellowstone Forever educational programs are used to preserve Yellowstone National Park and provide more opportunities for people to experience its magic.

- **Yellowstone Forever Field Educators are formally trained.** The Yellowstone Institute has been providing in-depth educational programs in Yellowstone for over 40 years. Yellowstone Forever field educators are among the best experts in Yellowstone. Educational staff are passionate professionals with significant training who are dedicating their careers to this vital work. They live in the Yellowstone ecosystem, they work and train alongside park researchers and educators, and thus can provide accurate and exciting behind-the-scenes perspectives on the park's natural and cultural history. They know where to go and when, and they handle all the details to make the experience as enjoyable as possible.

- **Small group size.** Lodging & Learning programs have a max capacity of 13. The program capacity size allows participants to enjoy camaraderie with fellow participants and receive more attention in a small group setting. It allows the educator to take an inquiry-based approach to learning and tailor the experience to the group's specific interests.

- **Essential equipment provided.** Yellowstone Forever provides high-quality scoping equipment to bring distant wildlife into crisp, clear view. Educators are at a minimum Wilderness First Aid certified. They carry a first aid kit and handheld radio during all outings and provide bear spray to participants if hiking in bear country. Additionally, they incorporate teaching aids such as skulls, tracks, pelts, books, and test equipment such as temperature guns for thermal features.

- **Incredible in-park lodging.** All lodging in this package is in the park, within short walking distance from popular features and spectacular scenery. This allows more time in the evenings.

PROGRAM ITINERARY

The itinerary is designed to take advantage of the best opportunities in the park but may be adjusted to adapt to weather conditions, wildlife activity, holidays, and road construction.



PHOTO JACOB FRANK



PHOTO JACOB FRANK

DAY 1

WELCOME & ORIENTATION

You are welcome to check into the Canyon Lodge beginning at 4:00 p.m. Orientation meeting with the Yellowstone Forever education staff is scheduled for 7:00 p.m. Education staff will go over the program itinerary, discuss clothing and equipment needed for daily outings, and answer any questions participants may have. *Participants will be spending this evening at the Canyon Lodge.*

7:00 p.m.

Meet at Washburn Lodge front desk for orientation

Confirm specific meeting location with front desk staff during registration.

DAY 2

GRAND CANYON OF THE YELLOWSTONE

The group will enjoy hiking and sightseeing along the rims of the iconic Grand Canyon of the Yellowstone. The field educator will lead hikers to locations where they can enjoy breathtaking views of the colorful canyon and its magnificent waterfalls. Hikes in this part of the park contain some of the most spectacular terrain in Yellowstone.

Participants will be spending this evening at the Canyon Lodge.

6:30 a.m.

Breakfast at Canyon Eatery

7:30 a.m.

Depart Canyon Lodge

Select hikes in the northern range

Potential hikes may include:

- Mount Washburn
- Cascade Lake & Observation Peak
- Clear Lake

Deli lunch in the field

3:15 p.m.

Return to Canyon Lodge

DAY 3

WILDLIFE WATCHING AND HIKING NORTHERN RANGE

We will leave early and travel along Yellowstone's northern range to Lamar Valley in search of charismatic megafauna. Stops will vary based on where the most likely wildlife sightings are to be found. After viewing wildlife, participants will head into Yellowstone's backcountry to discover the lesser explored areas of Yellowstone's northern range.

Participants will be spending this evening at the Canyon Lodge.

6:30 a.m.

Depart Canyon Lodge

Hot beverages and box breakfast in the field




PHOTO JACOB FRANK

Early morning wildlife watching

Select hikes in the northern range

Potential hikes may include:

- *Hellroaring*
- *Garnet Hill*
- *Slough Creek*
- *Trout Lake*

Deli lunch in the field

3:00 p.m.

Return to Canyon Lodge

DAY 4

YELLOWSTONE LAKE & THE SURROUNDING MOUNTAIN RANGES

We will travel south to the Yellowstone Lake area. The field educator will lead select hikes near Yellowstone Lake to enjoy breathtaking mountain and lakeshore scenery. Hikers will see the effects of the 1988 fires and the recovery of the Yellowstone landscape, and travel into the heart of the volcanic caldera. Along the way, we will search for tracks and sign and travel into the subalpine forests around Yellowstone Lake.

Participants will be spending this evening at the Canyon Lodge.

6:30 a.m.

Depart Canyon Lodge

Hot beverages and box breakfast in the field

Select hikes near Yellowstone Lake

Potential hikes may include:

- *Avalanche Peak*
- *Elephant Back*
- *Pelican Valley*
- *Storm Point*

Deli lunch in the field

3:30 p.m.

Return to Canyon Lodge

DAY 5

CHECK OUT AND DEPARTURE

ACTIVITY LEVEL

HOW FIT DO YOU NEED TO BE?

- This program is rated **LEVEL 4-5** on Yellowstone Forever's Activity Level Scale.

Level 4: Participants should be prepared to hike up to 8 miles per day, comfortably with climbs up to 1,500 feet on dirt trails; loose rocks, uneven footing, and off-trail hiking are possible. Good coordination is recommended.

Level 5: Participants should be prepared for brisk aerobic, destination-oriented hiking up to 12 miles a day. You should be physically conditioned to do these hikes comfortably. Elevation changes up to 2000 feet on dirt trails or off-trail. Loose rock, uneven footing, steep hillside traverses, and stream crossings are possible. Good coordination is required.

Hiking is a rigorous activity, demanding on leg and back muscles, and aerobic in nature. Most hikes will take place at elevations between 6,000 to 7,500 feet. Participants residing at lower elevations may want to arrive a day early to adjust to the altitude.

- To learn more about how specific medical conditions can be affected by Yellowstone's environment and our activities, please visit our site page on health information.

- All field activities will be conducted as a group. If members of the group cannot participate in the day's activities, they need to let the educator know in advance.

To participate in this program, each participant must fill out and sign a health questionnaire and assumption of risk waiver. These forms must be completed and returned at least 30 days prior to the program start date.



PHOTO NEAL HERBERT

WHOM TO CONTACT

For any questions, concerns, or additional information, please contact the following:

- Reservations, lodging, food, and payment questions, contact Yellowstone National Park Lodges at reserve-ynp@xanterra.com or 307-344-7311

- Program itinerary, health forms, and activity questions, contact Yellowstone Forever at institute@yellowstone.org or 406-848-2400 extension 3

- Road updates, park conditions, and general park information, contact Yellowstone National Park Service at <https://www.nps.gov/yell/contacts.htm>



PHOTO DIANE RENKIN

GENERAL EQUIPMENT & CLOTHING LIST

Much of the program time will be spent outdoors, and participants should be prepared for a variety of mountain weather conditions and temperatures. Appropriate clothing, equipment, and footwear are important. Winter temperatures can range from below freezing in the mornings to 40° Fahrenheit in the afternoons. The layered use of garments for protection against the wind, sun, and temperature extremes should guide clothing choices. *The Field Educator will be carrying a first aid kit, bear spray, and emergency communication device.



PHOTO DIANE RENKIN



PHOTO NEAL HERBERT

EQUIPMENT

- **Daypack**, with enough capacity to carry extra clothes, water, lunch, camera, binoculars, etc.
- **Water bottle**, participants will receive a Nalgene water bottle as a gift during the program orientation. Guests should always keep a minimum of one quart of water on hand to facilitate proper hydration.
- **Sunglasses**
- **Sunscreen/Lip protector**, sun at high altitude can burn unprotected skin quickly
- **Optics**, camera and binoculars

CLOTHING

- **Insulating underwear**, capilene, polypropylene, wool, or similar wicking fabric
- **Midweight insulating layer**, a light synthetic fleece or wool shirt/pullover
- **Heavyweight insulating layer**, wool, down, or heavy-weight fleece jacket
- **Waterproof and windproof outer layer**, lightweight and breathable, jackets and pants
- **Short-sleeve shirt**, cotton is okay in summer, but synthetic, wicking shirts are ideal
- **Pants**, synthetic hiking pants – jeans are not recommended
- **Hat**, both a brimmed sun hat and an insulating hat for cool weather
- **Gloves**, lightweight glove liners and a pair of wool/fleece gloves or mittens
- **Socks**, specifically designed for hiking, that wick moisture
- **Hiking boots that provide stability and traction**, make sure they are broken in, comfortable, and do not cause hot spots or blisters
- **Off-duty shoes**, sandals, athletic shoes, or other leisure footwear

CANCELLATION & REFUND POLICY

The following policies apply to Lodging & Learning packages. If you cancel:

- 60 days or more prior to the start of your package, 100% of your payment will be refunded.
 - 30 days or more prior to the start of your package, 50% of your payment will be refunded.
 - If you cancel with fewer than 30 days before the start of your program, your full payment will be forfeited.
- Please call the Yellowstone National Park Lodges Reservations Office at 307.344.7311 to cancel.

We recommend the purchase of travel insurance to help protect you against financial loss if you must cancel or interrupt your trip due to unforeseen circumstances.



PHOTO JACOB FRANK

ABOUT YELLOWSTONE FOREVER

PARK STORES

Yellowstone Forever park stores feature more than 900 books, maps, and videos to help participants plan their visit, along with a wide selection of shirts, hats, and other logo items. Yellowstone Forever members receive a 15% discount on merchandise or at any of the locations in and around Yellowstone. Proceeds directly support Yellowstone.

Visit: shop.yellowstone.org




PHOTO ASHTON HOOKER




PHOTO JACOB FRANK

MEMBERSHIP PROGRAM

Yellowstone Forever members directly fund visitor education and park preservation. Benefits include:

- 15% discount on merchandise at all Park Store locations, including the online store, Yellowstone National Park Lodges gift shop and Yellowstone General Stores. Exclusions apply.
- Discounts at over 400 participating public land stores across the country.
- A library card for the Yellowstone Heritage and Research Center.

If participants are not yet a supporter of Yellowstone Forever, an introductory membership (one year) to Yellowstone Forever is included with the tuition. For more information, visit: Yellowstone.org/donate.

CODE OF ETHICS

Yellowstone Forever is committed to demonstrating a high standard of appropriate and ethical behavior in Yellowstone. As a participant on a Yellowstone Forever program, participants will adhere to the following Code of Ethics. In addition to the ethics highlighted below, the Yellowstone Forever abides by all National Park Service rules and regulations, in addition to practicing Leave No Trace guidelines for traveling responsibly in the wilderness.

OBSERVING WILDLIFE

Groups will do their best to have as little impact on wildlife as possible. Animals will be observed from a distance, using high-powered spotting scopes to help keep the group presence from affecting their behavior. Participants should not expect to get close-up photographs of wildlife. Yellowstone Forever adheres to National Park Service regulations by keeping a minimum distance of 25 yards from bison, elk, bighorn sheep, deer, moose, coyotes, and nesting birds and 100 yards from bears and wolves. Wildlife will not be enticed with food, animal calls, or any actions that change their behavior.

LEAVE WHAT YOU FIND

It is illegal to remove natural or cultural artifacts (plants, animals, bones, rocks, etc.) from Yellowstone. Yellowstone Forever educators have permission from the National Park Service to manipulate plants, rocks, bones, etc. for educational purposes and will return them to their natural positions and locations.

GENERAL ETIQUETTE

Yellowstone Forever groups will be considerate of other visitors and respect the quality of their experience. Voices and vehicle sounds carry great distances and affect both wildlife and people – remaining silent or very quiet while watching wildlife lets the sounds of Yellowstone (including wolf howls) prevail.

ROADS AND VEHICLES

Expect wildlife on the road and drive at or below the posted park speed limits. When stopping to observe wildlife or other park features, Yellowstone Forever field educators will move vehicles entirely off the road. If there is no safe pullout available, educators will drive to the next safe place and walk back to observe the wildlife. Yellowstone Forever will not stop in the middle of the road and should a traffic jam develop because of the group's activities, the activity will cease.



PHOTO JACOB FRANK

PROPERLY DISPOSE OF WASTE

Participants will pack out all trash, leftover food, and litter. Field Educators will discuss techniques for properly disposing of human waste in the field.

TRAVELING LIGHTLY

When hiking or walking Yellowstone, groups will use existing trails and boardwalks. Hikers will follow appropriate techniques when walking off-trail – walking around muddy or wet places in the trail increases erosion and negatively affects the resource; proper equipment is essential to hiking ethically. Participants should come adequately prepared with the equipment listed for the program and should expect to walk through mud, snow, or puddles in the trail.

MAP

Plan on extra driving time in the park, the speed limit is 45 mph or lower and road conditions can vary. There may also be construction delays.

Visit www.nps.gov/yell/planyourvisit/hours.htm, call the recorded NPS Road Report at 307-344-2117, or contact a visitor center for up-to-date travel information.

